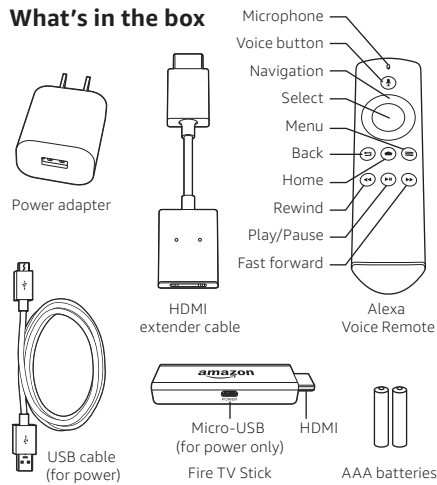
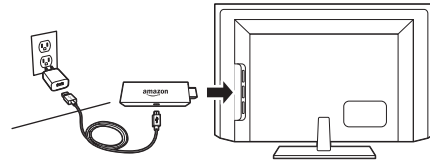


What's in the box

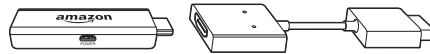


1. Connect your Amazon Fire TV Stick

Connect one end of the USB cable into your Amazon Fire TV Stick and the other end into the power adapter. Plug your Fire TV Stick into the HDMI port on your TV, then plug the power adapter into a nearby outlet. Turn on your TV, then select the appropriate HDMI input.

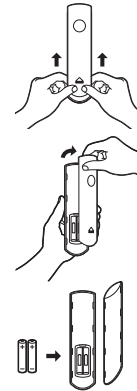


Use the included HDMI extender to improve Wi-Fi and remote performance, or if you have trouble fitting your Fire TV Stick into an HDMI port on your TV.



2. Power up your Alexa Voice Remote

Open the back of the remote, as shown, and insert the included batteries.



3. Complete the on-screen setup

Using your Alexa Voice Remote, follow the on-screen instructions.

- Choose your language from the list.
- Select your Wi-Fi network from the networks displayed on the screen.

Note: If your Wi-Fi network is password protected, have your Wi-Fi network password handy to connect your Fire TV Stick to the Internet. If your network is hidden, select the "Join Other Network" tile from the list. If required, enter your network password using the on-screen keyboard.

Tips and troubleshooting

Wi-Fi

- If you see a lock icon, your Wi-Fi network requires your password, so make sure you have it available. The password is not your Amazon account password.
- If you need help finding your Wi-Fi password, go to www.amazon.com/wifi.
- Ensure your Internet is working properly. Restarting your router and modem will solve most Wi-Fi network issues.
- Do not place your wireless router in a cabinet, as it may impact Wi-Fi signal strength.
- Some Wi-Fi issues may be improved by connecting the included HDMI extender.

Remote pairing

Having trouble with your remote? First, remove and reinsert the batteries in your remote. The remote should automatically pair with your device. If your remote isn't discovered, press the Home button for at least 10 seconds.

For more troubleshooting and information, go to www.amazon.com/devicesupport

Get the most out of your Fire TV Stick

About your Alexa Voice Remote

Simply press the Voice button and speak. You can search for movies, TV shows, actors, and directors. Just say "Launch Netflix" to launch the Netflix app or "Play the show Transparent." Try Alexa and say "Show me sports scores," "What movies are playing nearby tonight?" or "What's the weather?" To learn more about Alexa, visit www.amazon.com/help/firetv/alexa.

Even better with Amazon Prime

Amazon Prime members get unlimited access to thousands of movies and TV episodes with Prime Video, including award-winning originals. Get over 1 million songs with Prime Music and unlimited photo storage in Amazon Cloud Drive. Easily access Prime content from your Home screen.

Content you love

Prime members can add subscriptions to Showtime and STARZ even without cable. To add other popular apps like Netflix, Hulu, HBO Now, YouTube, WatchESPN, and thousands more, go to the Apps tab.